



How to prepare for lease events post pandemic

In today's session we'll cover



How do you prepare for leasing events with post pandemic return to work



What data to gather and how will it assist you

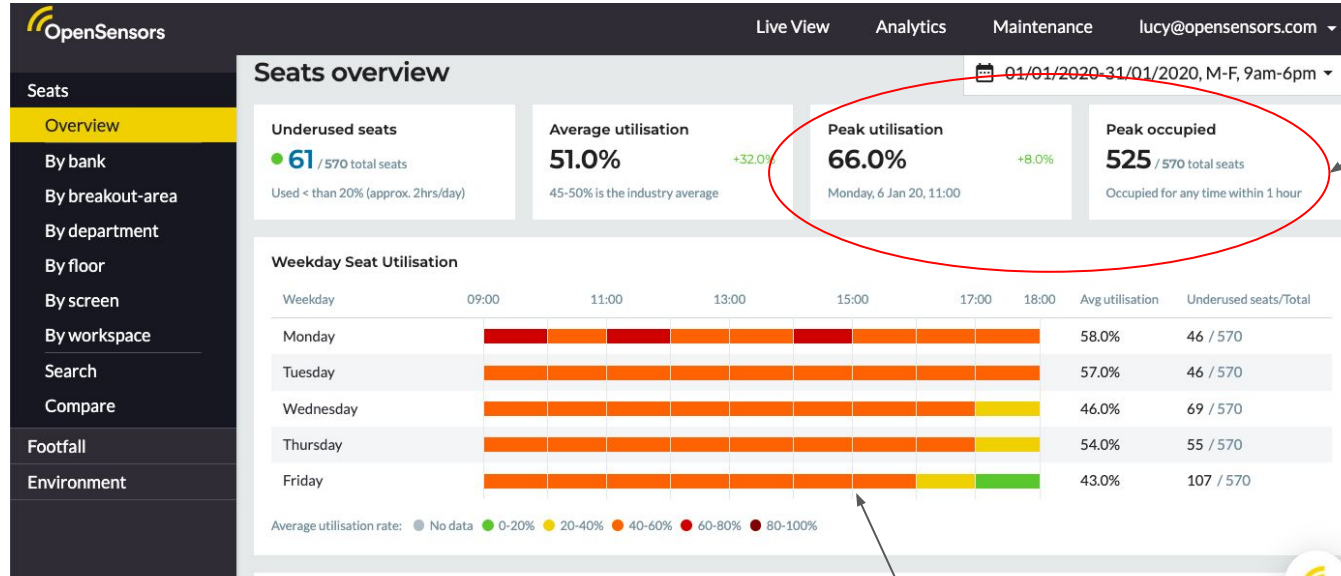


What decisions you make based on the data



Pre-pandemic

How the workplace used to look



Peak utilisation & Peak occupancy



Friday typically a lighter day in the office

What's new now?

Hybrid working

Hybrid working being adopted in a number of organisation



1 - 4 days in the office



What space will be utilised and when?

Talent



Hiring over the last two years?

Forecasting weekly utilisation of the future

Work patterns and rotations will significantly impact how busy the office becomes during the week.

Weekday seat utilisation



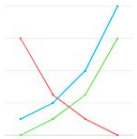
Tuesday and Wednesday will see a **higher** number of people in the office earlier in the day



Monday and Fridays will become **less busy**



Thursday will have the **highest** number of people in the office throughout the day




How do plan?

Data



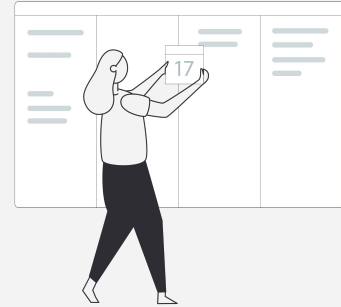
Start collecting data

Utilisation



Get granularity into areas of utilisation and the impact that has within the office

Solutions provider



Work with a solution provider that partners with you to assist with interpretation of data

Space occupancy & utilisation technology

Desk | Focus rooms | Meeting rooms



Sensor type



Understand how often workspaces or assets are being utilised

Meeting rooms | Shared space | Collaboration zones

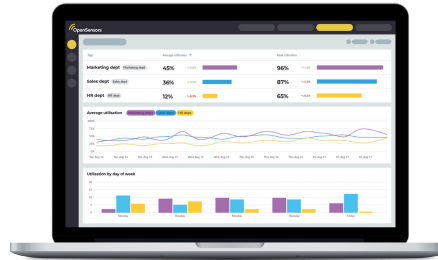


Sensor type



Understand the footfall of free flowing areas

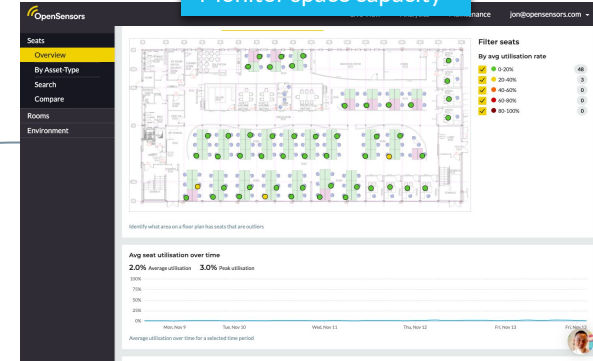
Encrypted data



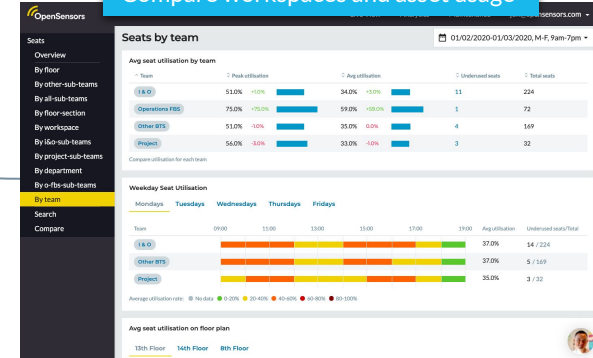
Powerful analytics software

Accessible data anywhere, anytime

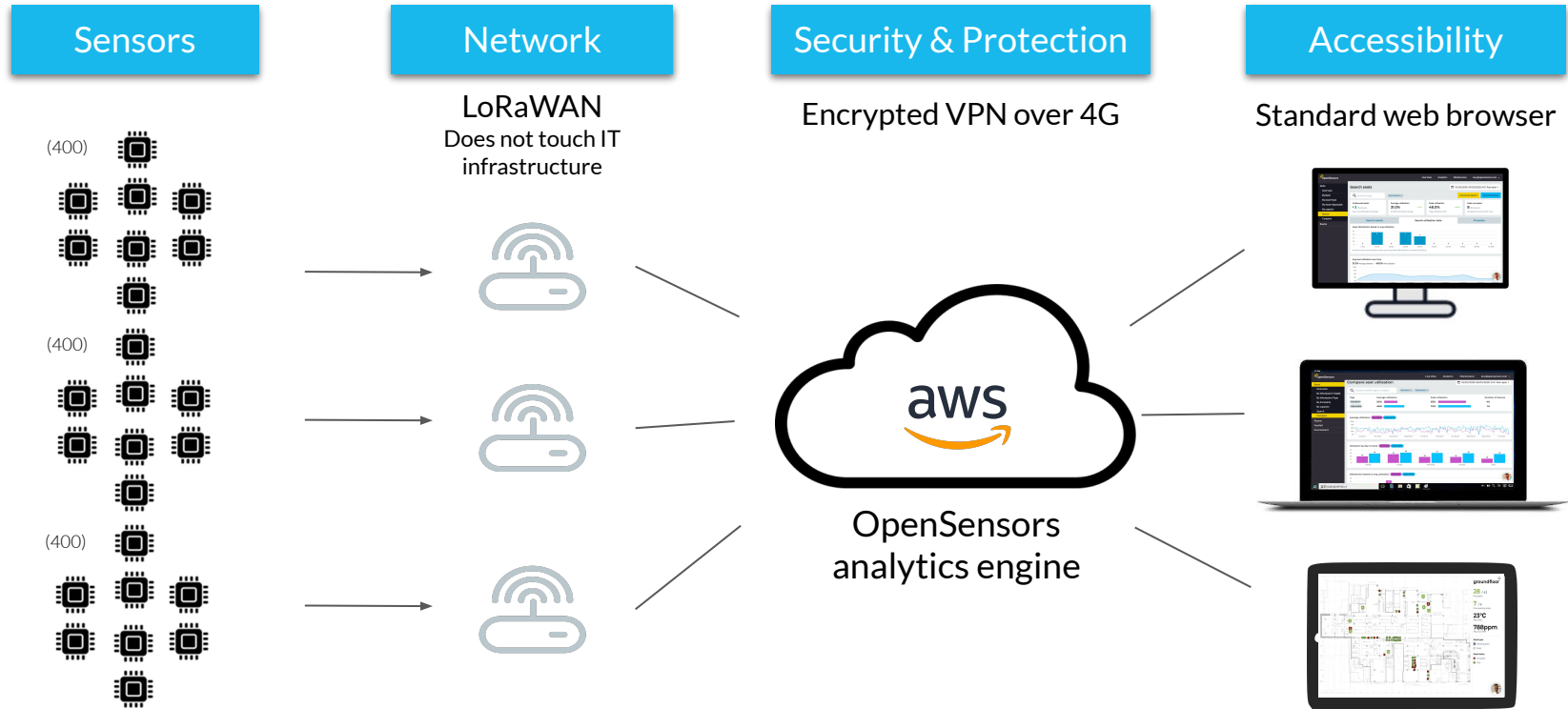
Monitor space capacity



Compare workspaces and asset usage



How sensor data is processed



Key takeaways


Multi-purpose solution that supports

Collect data early




Identify trends
Understand how employees
interact with the office

Monitor peaks



Busiest day and times of
the week
Understand the impacts to
the office

Step change



Gain actionable insights from
data collected that support
decision making

The office will become more fluid and have busier days and times during the week - peaks are one of the strongest indicators of when space will reach capacity.

Thank you

